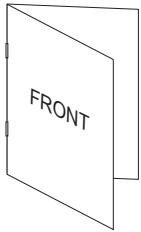


Images below show how to prepare printer pairs for stitched booklets.


When more pages are needed please use similar method.

Remember that stitched booklets must have number of pages divisible by four.

This example concerns 4, 8, 12 and 16 pp.




4	1
2	3




12	1
2	11
10	3

4	9
8	5
6	7



8	1
2	7
6	3
4	5



16	1
2	15
14	3
4	13

12	5
6	11
10	7
8	9